



somfy®



YR WARRANTY

Maximise your garage's potential with SeceuroGlide Roller Garage Doors

www.seceuroglide.co.uk



A Smart Way of Living,
with Somfy home automation.

2

"I never realised there would be this much choice – I'm really impressed with how bespoke my door truly is."

Heritage, Quality & British Engineering



Your home deserves the very best.

Turn your garage into one of your home's best features with a SeceuroGlide roller garage door.

Often occupying a large percentage of the front of your home, your garage is one of the most prominent features and is sure to have a big impact on your property's overall kerb-appeal. Choosing a bespoke, made-to-measure garage door from the SeceuroGlide range gives you the freedom to design your perfect door.

Benefits of a roller garage door

- Space-saving
- Strong, insulated slats
- Park just millimetres from your door, maximising the space on your drive
- Unequalled security features not available on other door types
- Contemporary good looks
- Smooth automation
- Concealed mechanics for safer operation

Why choose SeceuroGlide?

The SeceuroGlide range is recognised as being the market leader in roller garage door technology and innovation. Manufactured in the UK for over twenty years, SeceuroGlide benefits from an established trading relationship with a prominent German supplier for its raw materials – making SeceuroGlide the embodiment of British engineering and quality German products. Benefiting from the latest security innovations, many features are exclusive to the SeceuroGlide range and are unavailable on any other roller garage door. Choosing a door that has been engineered by expert trade specialists ensures the valuables in your garage will remain secure from intruders, while insulated slats and durable seals provide protection from the weather.



Explore

- 4 The Security Standard
- 6 Insulation & Convenience
- 8 Safety Features
- 10 Smooth Automation
- 12 The SeceuroGlide Range
- 26 Door Options & Accessories
- 28 Colour Options

Further testament to the quality behind the SeceuroGlide range is the five year full product warranty and in addition, it's unequalled 7-year warranty on the combined Somfy motor and Rollixo control unit.



4

"I am blown away by the quality of my new door. It far exceeds my expectations and is a joy to use."

SeceuroGlide is the security standard

For the ultimate security, take a look at our Excel model, on pg 20-21.

SeceuroGlide represents the most secure garage door, ensuring you, your family and possessions are safe.

By choosing a SeceuroGlide Roller garage door, you are investing in the most secure garage door that will last for years to come, however its classic, understated appearance means it will be a timeless addition to your home.

What makes SeceuroGlide so secure?

Outwardly similar to other roller garage doors, the SeceuroGlide difference can be found in its internal engineering. Benefiting from continuous development, SeceuroGlide regularly undergoes rigorous testing by an in-house team of skilled engineers. Boasting many unique security features across the range, the SeceuroGlide Original and Excel doors have also achieved the prestigious Secured by Design status. The Excel, our most secure door, also comes with the LPS 1175 burglary resistance standard following independent testing by the LPCB.



SbD & LPCB

- Secured by Design (SbD) is the official UK Police flagship initiative making it the police preferred specification
- Usage of SbD products can reduce car crime by up to 50% and criminal damage by 25%
- LPCB is the UK's leading independent certification body
- Endorsed by the Association of British Insurers and the Association of Chief Police Officers
- Accredited to ISO9001 & 14001

Unrivalled security includes:

- Secure locking system
- Steel end plates
- Locking bottom slat
- Vacation mode – prevent an intruder from operating the door from the inside
- 105dB alarm included as standard – automatically activates in the event of an attempted break-in
- Superior, unsurpassed strength from custom engineered components



Engineered for maximum security.

Unique Locking System

Both the Original and the Excel come with auto-locking as standard, preventing the door from being lifted by an intruder. Centralised running blocks ensure better running of the door during operation.

Steel End Plates

Galvanised Steel end plates provide greater strength and increased security when compared with aluminium end plates.

Fluted Axle and Extruded Attachment System

The fluted design of SeceuroGlide's 100 mm axle has been designed to provide greater rigidity. Extruded axle attachments and a top rail combine with the axle to ensure secure, reliable locking.

Locking Bottom Slat

The locking bottom slat used on the SeceuroGlide Excel provides additional security by preventing the door from being pushed out of the guides by an intruder.



Unique Locking System



Steel End Plate



Strength & Security



Locking Bottom Slat

Protection from the Cold

Key Features



Insulated Slats



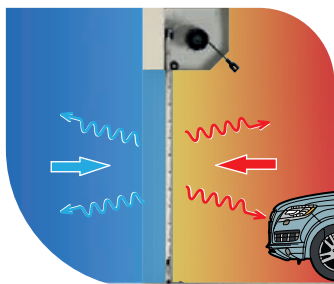
Home Automation



Optional SeceuroSeal – Watertight Protection

High grade, insulated materials are used to ensure a durable garage door, to protect against the elements.

As the weather gets colder and the nights draw in earlier, light and warmth become more important when using your garage.



The SeceuroGlide range helps retain heat within the garage.



In partnership with the Weather Defender

The optional SeceuroSeal helps reduce further water ingress, keeping the garage dry and clean from outside debris – even in the worst British weather. Fitted on the ground underneath the door, SeceuroSeal is ideal for garages with uneven floors or those that lie at the bottom of a sloping driveway.

When you think about it, your garage is an extension of your home, and it should not be treated much differently from any other room, particularly if the garage is attached to your property. The garage door is often seen as a weak link in the thermal envelope on any home, so choosing an insulated garage door will help to prevent the cold outside air from penetrating into your garage and surrounding living spaces.

Insulation

The CFC-free, foam-filled aluminium slats used in SeceuroGlide garage doors maximise the energy performance of the door, helping to retain heat within the garage and closing off the cold from outside. Insulated slats also boast noise-reducing properties – perfect if your garage is used as a hobby room or workshop. A typical U-value for the slat profiles used on an insulated roller garage door is $5.2 \text{ W} / \text{m}^2\text{K}$.

Home Automation

Enjoy a smarter way of living with SeceuroGlide and the TaHoma Switch home automation system. Easily control your garage and your lighting at the touch of a button. Ideal for quick, safe access on dark evenings.



"The difference in heat loss is significantly reduced with my new door, which means I can continue to use my garage as a craft studio, even in the colder months."

Safety features for your peace of mind.

Garage doors are possibly the largest and heaviest movable object on your property. Protect your family with SeceuroGlide's safety features.



Fully CE or UKCA Marked

When buying a SeceuroGlide door you can be reassured by the values behind the name. Every SeceuroGlide door is CE or UKCA marked and provided with a declaration of conformity to ensure compliance with The Machinery Directive.



Safety Edge & Anti-Entrapment

The Safety Edge is fitted to the bottom of the door and is activated when the door starts to close. If it comes into contact with a person or object while the door is closing, it transmits a signal to the wall mounted control unit. The door will then stop and reopen a short distance, giving you peace of mind protection for your car and valuables.

The safety edge also works as a weather seal, designed to be pressed against the ground. The bottom slat transmitter has an IP rating of IP54 and is protected against dust and water splashing. The standard remote control receiver unit is supplied with an optical safety edge as standard.

For ultimate peace-of-mind, SeceuroGlide garage doors feature an anti-fallback feature which prevents the door from falling in the event of product failure.




SeceuroGlide Original – Golden Oak Finish

Family Friendly Safety Features



Key Features



Safety Edge



Anti-Entrapment

Enjoy an Easier Life with SeceuroGlide & Somfy

With Home Automation you can put yourself in control of securing your world, even when you are miles away from home.

A Smart Way of Living

Operate your garage door, motorised blinds, gates, awnings and lights at anytime, from anywhere, all in one place.

Easy Home Automation

The TaHoma Switch is a fully integrated home automation system, enabling you to take full control of your home at the touch of a button, via the app or by voice control.



Enhanced Home Security

The TaHoma Switch provides real-time information on the status of your home, ensuring security, greater energy efficiency and enhanced comfort every day. Add an indoor or outdoor camera for the complete security package – and the convenience of secure access for delivery drivers.

Key Features

- Control your home from anywhere
- Control everything from one place with the Somfy app
- Customise each button to create your own personalised scenarios
- Can be installed anywhere in your home thanks to WiFi connectivity

somfy®

Powered with a reliable and powerful Somfy motor, the SeceuroGlide range of garage doors add a dose of luxury to your daily routine. Take the chore out of opening your door with a choice of activation methods, including stylish remote controls, a separate wall switch or an attractive metal keypad. Pair the Somfy motor with the Rollixo control unit to receive a 7-year peace-of-mind automation warranty.

7 YR WARRANTY

Compatible devices:

Your Home Automation with SWS UK and Somfy can be compatible with multiple devices, including:



Optional Controllers



Cameras

Our indoor and outdoor cameras can be used as a standalone product within the Somfy Protect app, or the Indoor camera can be used in conjunction with TaHoma Switch.



2 Keygo Remotes

When you choose the Rollixo RTS from Somfy® to power your roller garage door, you're choosing a product backed by decades of technical expertise and development. We create home automation systems that are quick, easy and hassle-free to install and extremely easy to use.



Smart living starts with SeceuroGlide & Home Automation.

Effortless Opening at the Touch of a Button.

Enjoy the simplicity of smooth automation and the convenience of being able to park millimetres from your garage door.

Ultra Quiet Operation

Unique to SeceuroGlide is its webbing system which, as well as locking the slats together has the added benefit of smoother operation and a reduction in noise, meaning SeceuroGlide boasts much quieter operation.



Rollixo Control Unit

The fully CE or UKCA compliant Rollixo Control Unit comes complete with built-in anti-entrapment and magnet as standard, plus multiple safety features. With a frequency of 433MHz, the unit uses radio technology to receive instructions from any of the Somfy range of controllers.

Smooth Automation

Key Features



Unique Webbing
System




Somfy Rollixo

Each door* is supplied with a Rollixo control unit and lots of extras supplied as standard, including two Keygo remote controls, a built-in alarm, an optical safety edge and an internal manual override. Aside from a couple of other additional features, the only thing left to decide is which colour (and there's hundreds to choose from) most suits your style!

**Excludes SeceuroGlide Manual*

Our Range of SeceuroGlide Garage Doors.



SeceuroGlide | Manual
Insulated Roller Garage Doors

The manually operated roller garage door.

- Ideal for garages without electricity
- Smooth manual operation
- Multiple handling points for operation
- Spans widths of up to 3000 mm
- Maximum height of 2300 mm
- Headroom required: 300 mm
- Exclusive high-security locking system
- Quiet running with innovative webbing system
- Steel end plates for added strength



SeceuroGlide | Compact
Low Headroom, Insulated Garage Door

The space-saving roller garage door.

- Designed for garages with limited space above the opening
- Requires just 205 mm of headroom
- Compact, insulated slat
- Up to 7-year automation warranty
- Spans widths of up to 3000 mm
- Maximum height of 2150 mm
- Half box supplied as standard
- Optional full box available
- Steel end plates for added strength



SeceuroGlide | LT
Standard, Insulated Garage Door

The economical roller garage door.

- 5-year motor warranty
- Spans widths of up to 4800 mm
- Maximum height of 2500 mm
- Headroom required: 300 mm
- Available with an optional half or full box
- Aluminium end plates

To learn more about the options available on each of the SeceuroGlide Garage Doors, [see pages 26-29.](#)



The original, insulated roller garage door.

- Police preferred specification (Secured by Design as standard)
- Up to 7-year automation warranty
- Spans widths of up to 5400 mm
- Maximum height of 3500 mm
- Headroom required: 300 mm / 350 mm
- Exclusive high-security locking system
- Quiet running with innovative webbing system
- Available with an optional half of full box
- Steel end plates and fluted axle for greater strength



Our most secure garage door.

- Added protection for garages
- Police preferred specification
- Tested to issue 7 of the LPS 1175 burglary resistance standard
- Up to 7-year automation warranty
- Spans widths of up to 5200 mm
- Maximum height of 3500 mm
- Headroom required: 300 mm / 350 mm
- Exclusive high-security locking system
- Quiet running with innovative webbing system
- Available with an optional half or full box
- Steel end plates and fluted axle for greater strength



Lateral opening garage door for easy access.

- A unique, stylish alternative to roller garage doors
- High-strength vertical profile
- Offers partial opening for easy access and minimal heat loss
- Minimal headroom required
- Maximum opening width of 5620 mm
- Maximum height of 3000 mm
- Available as Bi-Parting doors effectively doubling the opening maximum width up to 11.2 m





SeceuroGlide | Manual
Insulated Roller Garage Doors



YR



Key Feature



Centrally Located
Handles
(for ease of use)

The manually operated roller garage door.

No electricity in your garage? No problem! Enjoy all the benefits of SeceuroGlide roller garage doors but with smooth, manual operation.

Developed to the same high standards and build quality of the entire SeceuroGlide range, SeceuroGlide Manual offers the ideal solution for applications where electricity is not required or is not available.

The SeceuroGlide Manual has been engineered with ease of use in mind to provide the smoothest operation whilst still offering the high levels of security and insulation.

The door is easily opened or closed from inside or outside the garage using handles located in the middle and bottom of the curtain, with an innovative sliding axle ensuring the door operates smoothly throughout its travel.





SeceuroGlide | Compact
Low Headroom, Insulated Garage Door

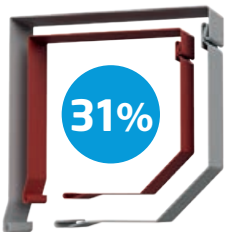


The space saving roller garage door.

The SeceuroGlide Compact system has been developed especially for garages with severely limited space above the opening.

The SeceuroGlide Compact uses an insulated 55 mm aluminium slat that is significantly narrower than those featured on the SeceuroGlide Original. This allows a tighter, smaller coil requiring just 8" (205 mm) of headroom, giving owners of even the smallest garages the option of a high quality remote controlled door.

Extremely versatile, a SeceuroGlide Compact door can be fitted in-front of or behind the garage opening, or even (height permitting) within the garage opening itself. An extensive range of sizes also means openings of up to 2880 mm wide can be accommodated, whilst a neat 90° fascia conceals the coil back. There is also an optional 45° canopy to completely enclose the coil.



Hood Size

Where space is at a premium, the SeceuroGlide Compact rolls into a neat box, measuring just 205 mm – a **31% reduction in size**.

Key Feature



Tighter Coil





SeceuroGlide | LT
Standard, Insulated Garage Door



YR

Key Features



Insulated Slats




Aluminium
End Plate



Endlocks



Standard Locking
System



Weatherseal

SeceuroGlide LT sets the standard

The economical roller garage door.

SeceuroGlide sets the standard, other manufacturers try to meet.

The entry-level SeceuroGlide LT compares favourably to standard doors offered within the industry and has been created as the perfect solution for those wanting to invest in the look and feel of the SeceuroGlide Original, but without a need for all of the built-in high-security benefits and noise reduction features.

Combining a space-saving design with the benefits of an insulated profile and the convenience of electrical operation, the SeceuroGlide LT provides a quality, made-to-measure solution which will enhance your home's kerb-appeal while delivering lasting value to your property.

SeceuroGlide LT – Fir Green Finish



SeceuroGlide LT – Black Finish





SeceuroGlide | Original
Secure, Insulated Garage Doors



Since its launch in 1997 as the first insulated roller garage door manufactured specifically for garage door specialists, SeceuroGlide Original has maintained its position as market leader through continuous development and innovation.

With estimated sales of 175,000 doors across the UK, SeceuroGlide Original continues to be our most popular roller garage door and has earned an industry reputation for delivering the very best in quality, durability and pioneering security features.

With the added accreditation of the Police Preferred standard of Secured By Design (SbD) when internally face fitted, you can rest easy knowing that the belongings in your garage are secure. This accreditation involves replicating an opportunist break-in with a stealth attack on the door.

348,291
UK HOUSEHOLDS
WERE TARGETS OF
DOMESTIC BURGLARY

BETWEEN JULY 2019 & JULY 2020

Source: Police.uk crime data July 2019-July 2020.

Protection for your Home

Although often overlooked, a secure garage door can help to prevent uninvited access into your property. The security features on SeceuroGlide Original have been designed to deter, or drastically delay the attempts of even the most determined burglars.

**Unlimited
Colour
Possibilities**



Match your Home

SeceuroGlide Original is available in a wide range of finishes, allowing you to match your door to existing paintwork or double-glazing for a coordinated look to your home.




Innovative Security

Key Features



Steel End Plate



Weatherseal



Strength & Security



Enhanced Security plus Noise Reduction



Insulated Slats




Unique Locking System



SeceuroGlide | Excel
High Security, Insulated Garage Doors



Go beyond Ultimate Security



Weatherseal &
Locking Bottom Slat



Enhanced Security
plus Noise Reduction



Insulated Slats


Unlimited
Colour
Possibilities

Our most SECURE Garage Door

Key Features



Steel End Plate



Strength &
Security



Unique Locking
System

The first garage door tested and approved to police and insurance standards.

Security is a very serious consideration for all home owners. According to the Metropolitan Police, a burglar will usually try a shed or garage first because they can find the tools they need to access the valuables in your house.

Not only is your garage often one of the easiest ways to break into your home, but it usually houses high value items that are easy for an intruder to steal and sell.

For security without compromise, look no further than the SeceuroGlide Excel insulated roller garage door. In addition to the Secured By Design accreditation of the Original, the Excel also meets the higher specification set by the LPCB to create the most advanced roller door on the market.

The unique reinforced design of SeceuroGlide Excel has enabled it to become the first garage door of any kind to successfully complete independent testing recognised on a national level. If proven protection for your car and home is a priority, there is no better choice.



"My garage is where I run my business and is home to all my stock. Having a garage door which has been independently tested and endorsed by the police provides added peace of mind."

The top five most common items stolen from sheds and garages:

1. Bikes
2. Mowers
3. Sports equipment
4. Power tools
5. Garden tools



(ref. Metropolitan Police website)





SeceuroGlide | Vertico
Secure, Vertical, Insulated Garage Doors



Lateral opening for easy access.

The Vertico lateral running door offers a unique and stylish solution for any garage design, making the most of your garage space and creating a design feature for your home.

The vertical design offers partial opening ensuring minimal heat-loss and provides a convenient solution for pedestrian or bicycle access. The neat design only requires a very small amount of headroom. Vertico is fitted with a motor, radio remote control and obstacle detection device offering the ultimate in convenience and safety. Vertico is installed by trained garage door specialists and offers a stylish, bespoke solution of the highest quality, perfectly made to suit your home.



Lateral opening



Curved opening



24

"I never knew there were so many features on a roller garage door. With such clean, simple lines on the outside, I'm impressed with how much detail has gone into the internal fixtures."



SeceuroGlide Excel – White Finish

Features Summary

 **SeceuroGlide | Manual**
Insulated Roller Garage Doors

 **SeceuroGlide | Compact**
Low Headroom, Insulated Garage Door




































 **SeceuroGlide | LT**
Standard, Insulated Garage Door

 **SeceuroGlide | Original**
Secure, Insulated Garage Doors



 **SeceuroGlide | Excel**
High Security, Insulated Garage Doors



Safety		Insulation	Security						
									
									
									
									
									

Customise Your Door...

Door options and accessories.

Vision slats – Available Inline or Brick Bond

(SeceuroGlide Original only)

Vision slats allow natural light into your garage. On woodgrain doors vision slats will be supplied in a brown finish.

Vented slats

(SeceuroGlide Original only)

Vented slats allow good air circulation which is especially useful if you have laundry facilities in your garage and during the summer months. Vented slats are located at the very bottom of the door, above the bottom slat.

Remote control keypad

(SeceuroGlide Original and SeceuroGlide Compact only)

The remote control key pad provides you with a secure, alternative option for controlling your door. Suitable for external installation, this wireless controller offers convenience without compromising security.

Powder Coating End Plates

When you order a half or full box enjoy complimentary powder coated end plates to ensure your door is fully matched. Plus, when you choose one of our woodgrain colours this is complimentary regardless of box choice and will be done in a colour closely resembling your door.

Full box

A full box completely conceals the roll. This option allows SeceuroGlide Original, LT and SeceuroGlide Compact doors to be fitted outside the garage. Boxes are supplied in white or brown as standard. They can also be supplied in any of the plain colour finishes for an additional surcharge.


Low level external override kit

(SeceuroGlide Original, LT and SeceuroGlide Compact only)

The low level external override kit enables the door to be opened manually in emergencies from both the inside and outside of the garage. If the garage door is the only means of entry you will require a low level external override kit.



Low Level External Override



Remote control Keypad



Vision Slats



Vented Slats

A Perfect Finish

Key Feature



Woodgrain Texture

Stunning options for any home.

Slat design and construction.

The SeceuroGlide slats are constructed using a twin-walled 78.5 mm* aluminium profile, with a foam-filled insulating core. Designed for exceptionally smooth operation, the slats are held together using webbing** and an innovative link system which facilitates the neat roll above the opening.

The large choice of durable colours and finishes provide contemporary good-looks for every style conscious homeowner and require minimal maintenance – perfect for busy lifestyles.



*SeceuroGlide Compact uses a 55 mm profile.

**Webbing is not available on SeceuroGlide LT or SeceuroGlide Compact.

***Powder coating is not available on SeceuroGlide LT, Compact or Manual.

† These colours on the right are not available on SeceuroGlide Compact.

†† These are SeceuroGlide colours and do not match a BS or RAL colour.

††† Woodgrain boxes not available with Irish Oak. Boxes are supplied powder coated to match.

Foiled Woodgrains and Painted Woodgrains are not available on the SeceuroGlide Manual.

Not all colours are available on SeceuroGlide Vertico.



Along with what you see here, the **SeceuroGlide** range is also available in a **powder coated***** finish to give you ultimate choice. A RAL or BS number will be required. [Please see the Important Information page.](#)

Colours.

This is where you can truly create your ideal garage door. Available in any RAL colour or BS colour, SeceuroGlide Roller garage Doors provide the opportunity to match your door to your windows, front door or even your car! Here are some of our most popular finishes.

Standard Colours



Black
(RAL 9005)



Anthracite
(RAL 7016)



Graphite†††



Silver Metallic
(RAL 9006)



Light Grey
(Agate Grey)
(RAL 7038)



White
(RAL 9016)



Cream White
(RAL 9001)

NEW



Light Beige
(BS 08B17)



Ivory
(RAL 1015)



Brown
(RAL 8014)



Dark Brown
(RAL 8019)

NEW



Fir Green
(RAL 6009)



Moss Green†
(RAL 6005)

NEW



Chartwell
Green††



Duck
Egg Blue††



Navy Blue
(RAL 5011)



Burgundy
(RAL 3004)

Looking for something special?

With over 40 other wood effect finishes also available, SeceuroGlide Roller Garage Doors offer a finish to match any home.

 10 YR

Painted Woodgrains



Golden Oak †



Irish Oak††††



Rosewood †

Matching woodgrain boxes and guides available on the Original and Excell††††

Foiled Woodgrains



Irish Oak †



Anthracite†



Rosewood



Mahogany



Black/Brown†



Golden Oak



White†

30

Other products you might like...



SeceuroGlide Sectional Garage Doors

The SeceuroGlide range of sectional garage doors provide an alternative solution to the roller garage door. Offering three specifications, including the side-sprung Sectional Elite which boasts a unique, track-connecting system, every SeceuroGlide Sectional is made-to-order and can be customised to suit your style.

With a choice of four, fully insulated panels and hundreds of colour options, every SeceuroGlide Sectional is manufactured with high-grade, durable materials, complete with innovative security features and smooth automation.

A selection of glazing options, including stylish porthole windows are available, providing the perfect answer for homeowners looking to incorporate natural light into their garage.

For further information, please visit:
www.seceuroglide.co.uk



Attractive Security Solutions for the Rest of your Home

Our homes are not simply the place in which we live; they are our most precious assets and a haven from the world outside. Research has shown that houses without any form of security are three times as likely to be broken into than homes with security systems.

However, securing your property doesn't mean turning your home into an unappealing fortress. The SeceuroShield range of made-to-measure physical security products has been specifically developed to provide an attractive, effective answer to the growing need for protection from vandalism and burglary.

Consisting of roller shutters, retractable gates and removable window bars, the SeceuroShield products have been engineered to allow simple, discreet integration into residential homes; bolstering security and deterring would-be intruders.

For further information, please visit:
sws.co.uk/commercial/physical-security/

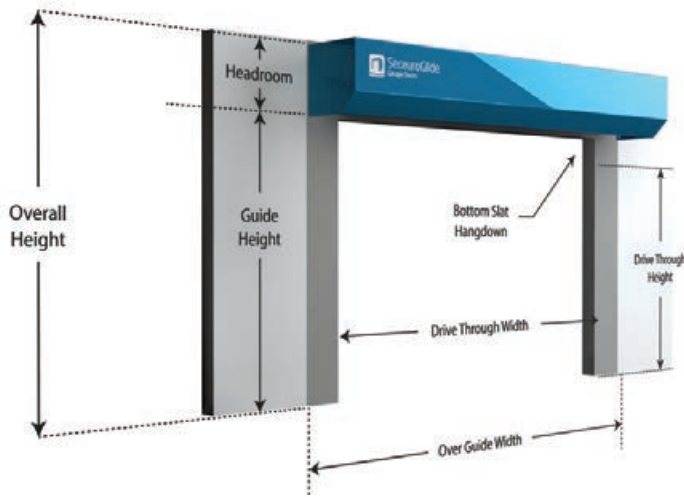


SeceuroGlide Sectional – Black Embossed Centre Ribbed



SeceuroShield 38 – White Finish

Important information.



Fitting information.

Headroom & Fitting Requirements

SeceuroGlide Original and SeceuroGlide Excel require a minimum of 300 mm headroom for doors up to 2500 mm in opening height and 350 mm headroom for doors up to 3500 mm in opening height. SeceuroGlide Manual requires a minimum headroom of 300 mm. SeceuroGlide Compact requires just 205 mm headroom for doors with an opening height up to 2150 mm.

External Doors

In applications where the door is installed externally the remote control system must be installed either inside the garage or in a waterproof box (not included). The Bottom Slat Transmitter must always be installed on the internal face of the door and is not suitable for applications where it will be exposed to weather or excessive moisture due to condensation. A higher IP rated Bottom Slat Transmitter is available at a surcharge.

Product Restrictions

SeceuroGlide Excel is not available as supply only as it must be fitted by a trained installer. SeceuroGlide Excel doors must always be internally fitted. If the coil needs to be fitted within the opening then an upgraded version of the end plate is available for a surcharge. The low level external override option is not available for SeceuroGlide Excel. All SeceuroGlide Excel doors are supplied with 90 mm guide rails. SeceuroGlide Manual can only be fitted internally and is not available with a hood or fascia.

Important information.

Extreme Weather Conditions

- High winds and high temperatures on double doors can cause increased deflection of the door. It is the installer's responsibility to ensure that the door is spaced off the wall sufficiently to allow for door movement during these extreme weather conditions.
- Darker coloured double doors that are exposed to significant direct sunlight may be susceptible to expansion which may interfere with the operation of the door.
- If a door is situated in an exposed location and subjected to very high winds and driving rain, the SeceuroGlide range does not guarantee against water ingress. As part of the product's testing for the CE or UKCA marking, the product has not been tested against this and as such is classified as NPDP (No Performance Declared).
- Whilst the garage door profiles are primed and coated for the external environment – any doors fitted in coastal environments may be at risk of deterioration due to the weather conditions. Ensure you keep your door clean and follow the instructions for cleaning the door in the operating and maintenance instructions.
- In the event of extreme weather conditions, the vision slats will be susceptible to water ingress and may cause the door to move in extreme gales.

Colours & Powder Coating

- The printing process does not allow exact reproduction of the paint colours. If you are unsure of your colour choice please ask your supplier for a sample. Colour references quoted are the nearest standard RAL or BS references to the colours used. They will not be an exact match and are intended as a guide only.
- Guide rails are supplied as white or brown as standard.
- Where the curtain is powder coated a unique colour, the guide rails, bottom slats, optional fascias, vision panels and end plates will be powder coated to match FOC. Some unique powdercoated colours may be subject to an additional surcharge.
- Powder coated RAL colour garage doors are finished in a low gloss finish which is similar in gloss level to the pre-coated colours.
- Due to the manufacturing process the guide rails may not be an exact match to the slat colour. The manufacturing process for the slat profile results in a textured finish while all other coloured items (guide rails, bottom slats, end plates, optional fascias and vision panels) are supplied in a smooth finish so we cannot guarantee an exact match.
- When Painted Woodgrains are supplied with a colour matched box, end plates and guides, the following RAL are used: Golden Oak RAL 8003, Irish Oak RAL 1011, Rosewood RAL 8017.
- Foiled Woodgrains (Anthracite, Black/Brown, Golden Oak, Irish Oak, Mahogany, Rosewood and White) are subject to a surcharge.

Marking

The nature of roller garage doors means marking may appear on the internal side of the slats over time. Change to Occasionally some marking may occur at the top of the concave (coil) side of the curtain over time, particularly on Compact and LT. This is unavoidable and due to prolonged contact with the locking system. On doors which are installed externally this will be visible on the outside.

Warranties.

SeceuroGlide Excel, SeceuroGlide Original, SeceuroGlide LT, SeceuroGlide Compact and SeceuroGlide Manual are guaranteed against defect of material or workmanship by SWS UK with a parts only warranty for a period of 5 years from the date of purchase, subject to correct installation, maintenance and operation. In addition, foiled woodgrain finishes (including the full range of Renolit wood effect finishes) carry a limited 10 year guarantee on the slat finish. SeceuroGlide Vertico is guaranteed for a period of 2 years from the date of purchase, subject to correct installation, maintenance and operation.



Register Your Warranty

When purchased together, the following motor/control combinations carry a 7 year warranty, subject to online warranty registration within 3 months of installation (excluding LT):

- SeceuroDrive motor and SeceuroSense Plus control unit
- Somfy motor and Rollixo control unit



You must register your warranty at www.seceuroglide.co.uk to activate your extended product guarantee. It takes just a few moments and gives you easier access to maintenance and operation information, spare parts and warranty claims.

Regular Servicing

To ensure the longevity and continued good operation of your SeceuroGlide garage door, it is recommended that your door is serviced regularly by a trained engineer.

SeceuroGlide Quality & Reliability

Your garage door checklist.

Remember, only SeceuroGlide offers all of the following:

✓ **A name you can trust**

When buying a SeceuroGlide door you can be reassured by the values behind the name. Every SeceuroGlide door is CE or UKCA marked and SWS UK is ISO 9001 and ISO 14001 accredited. SWS UK is a subsidiary of Stella Group.

✓ **Exclusive features**

Only SeceuroGlide (Original and Excel) roller garage doors benefit from an innovative secure locking mechanism, robust steel end plates and a unique webbing system for quiet, smooth operation.

✓ **Manufactured in the UK**

Using the latest machinery and equipment, all SeceuroGlide doors are proudly manufactured and assembled in the UK using quality components sourced from a prominent German manufacturer.

✓ **A solution for everyone**

With so much choice SeceuroGlide doors can accommodate almost every garage. Whether you have limited headroom, require manual operation or are looking for tried and tested security, there is a SeceuroGlide door that's right for you.

✓ **Engineered to perfection**

Through continuous development and specialist engineering, SeceuroGlide doors offer unrivalled quality and the most advanced garage door specifications complete with energy-saving insulated slats, perfect for modern day garages.

The importance of conformity with CE and UKCA marking.

It is against the law to install a power operated garage door in the UK without complying with The Machinery Directive.

To comply with the Machinery Directive both the door and the motor and controller used in the installation must have a Declaration of Incorporation from the manufacturer.

On completion of the installation the installer must provide a Declaration of Conformity and apply a CE or UKCA mark giving details of the installation to the door / motor and controller combination, which is now classed as a machine.

The installer must issue to the customer a Declaration of Conformity and Operating and Maintenance instructions on the completion of the installation.

The installer must hold copies of both the Declaration of Incorporation and the Declaration of Conformity on a technical file for inspection by the relevant authorities.

If any of the above requirements are not fulfilled the Installation is illegal.

Please ensure for your own safety and peace of mind that whoever installs your electric motor and controller is both willing and able to fulfil these requirements; if they are not – do not use them.

As members of the Door & Hardware Federation (DHF), SWS UK supports its trade installers with specialist advice on compliance and correct certification in line with current standards. Any advice is provided by SWS UK employees who are qualified in best-practice guidelines.

